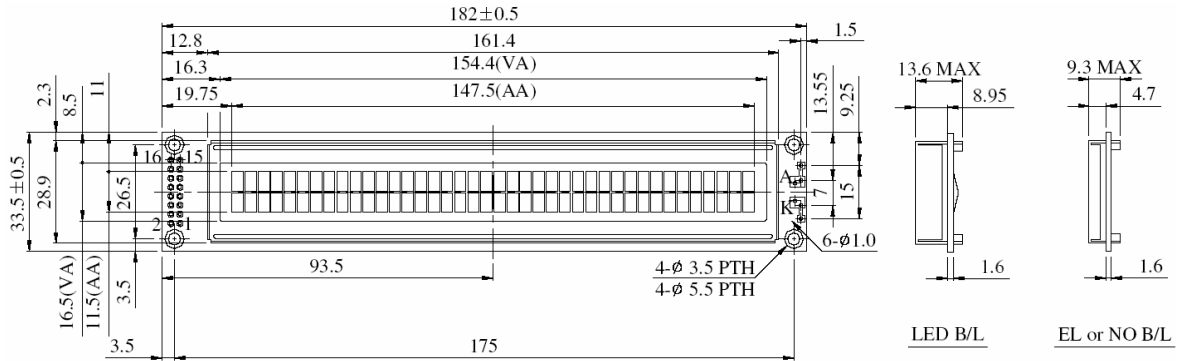


# MSH4002A



### Feature

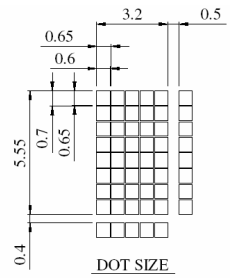
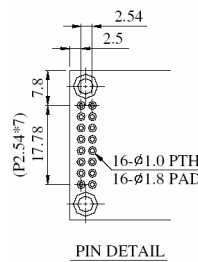
- 5x8 dots includes cursor
- Built-in controller (KS0066 or Equivalent)
- +5V power supply (also available for +3V)
- 1/16 duty cycle
- LED can be driven by Pin1, 2, 15 & 16 or A and K
- N.V. optional for +3V power supply

Pin	Symbol	Function
1	Vss	GND
2	Vdd	+3V or +5V
3	Vo	Contrast Adjustment
4	RS	H/L Register select signal
5	R/W	H/L Read / write signal
6	E	H->L Enable signal
7	DB0	H/L Data Bus Line
8	DB1	H/L Data Bus Line
9	DB2	H/L Data Bus Line
10	DB3	H/L Data Bus Line
11	DB4	H/L Data Bus Line
12	DB5	H/L Data Bus Line
13	DB6	H/L Data Bus Line
14	DB7	H/L Data Bus Line
15	A / Vee	+4.2V for LED (RA=0R) / Negative voltage output
16	K	Power supply for B/L (0V)

### Display Character Address Code

Display position 1 2 3 4 5 ~ 37 38 39 40

DD RAM Address	00	01								27
DD RAM Address	40	41								67



### Mechanical Data

Item	Standard Value	Unit
Module Dimension	182.0 x 33.5	mm
Viewing Area	154.4 x 16.5	mm
Mounting Hole	175.0 x 26.5	mm
Character Size	3.20 x 5.55	mm

### Absolute Maximum Rating

Item	Symbol	Standard Value			Unit
		min	typ	max	
Power Supply	Vdd - Vss	-0.3	---	7.0	V
Input Voltage	Vi	-0.3	---	Vdd	V

Note: Vss= 0 V, Vdd= 5.0 V

### Electronical Characteristics

Item	Symbol	Condition	Standard Value			Unit
			min	typ	max	
Input Voltage	Vdd	Vdd=+5V	4.7	5.0	5.3	V
		Vdd=+3V	2.7	3.0	3.3	
Supply Current	Idd	Vdd=5V	---	6.0	8.0	mA
Recommended LC Driving Voltage for normal Temperature Version module	Vdd-Vo	-20°C	5.0	5.1	5.7	V
		0°C	4.6	4.8	5.2	
		25°C	4.1	4.5	4.7	
		50°C	3.9	4.2	4.5	
		70°C	3.7	3.9	4.3	
Y/G LED Forward Voltage	Vf	25°C	---	4.2	---	V
Y/G LED Forward Current	If	25°C	---	230	---	mA
White LED Forward Voltage	Vf	25°C	---	3.5	---	V
White LED Forward Current	If	25°C	---	60	---	mA

© 2007 GMS Display Systems. Errors and omissions excepted.